



**ECHLIN**

**TIRE PRESSURE MONITORING SYSTEM (TPMS)**

# WHAT'S IN YOUR BOX?

## The Industry's Best Blended TPMS Program with 99% Coverage

The NAPA® Echlin® TPMS program covers 99% of the vehicles on the road. That includes OE-Match TPMS Sensors, QWIK-SENSOR® Multi-Frequency Single Sensor Program, mounting hardware, service kits and TPMS tools.

## What's inside the NAPA® Echlin® box... innovative design, advanced engineering and over 100 years of experience. What's in your box?

NAPA® Echlin® TPMS Sensors are designed and manufactured using the latest technology and undergo extensive testing to meet OE performance and ensure durability. We subject our Sensors to SAEJ2657 certification standards including operational temperature, thermal shock, extreme temperature, humidity, frost, proof pressure, rapid deflation, contamination, salt fog, drop, centrifugal force vehicle speed, and mechanical vibration testing.



# 99% COVERAGE

Our blended program offers 99% coverage



Full line of OE-Match Pre-Programmed Sensors are ready to install right of the box

# SERVICE KITS AND TOOLS

The NAPA® Echlin® program offers a full line of service kits & TPMS tools

## OE-Match, Ready to Install Right Out of the Box.





With more than 220 SKUs, NAPA® Echlin® OE-Match TPMS Sensors are pre-programmed from the factory with exact vehicle-specific OE application software, and can be directly installed.

**Military-grade lithium battery ensures maximum battery life and sensor performance**

**92-1021RC**  
GM Cars, Trucks, & SUVs  
(2021- 04)

**Direct-fit replacement matches the original for fit, form, and function**

**Pre-programmed at the factory with exact OE protocol, so it's ready to install out of the box**



## One Single Sensor is All You Need

QWIK-SENSOR® Multi-Frequency TPMS Sensors combine all frequencies into a single sensor. Available with a factory-installed rubber or metal valve stem. Faster programming times and longer battery life are enhancements engineered into the 92-4006.

**92-4006M**  
With factory-installed aluminum valve stem

**92-4006R**  
With factory-installed rubber valve stem



**Application Specific Integrated Circuit (ASIC) features an accelerometer that uses multi-axis positioning which allows the TPMS system to accurately display POD (Pressure on Demand)**

**Required sensor programming can be completed before or after installation and while under pressure**

**Surface-mounted, dual-band antenna enhances signal integrity and reliability without compromising battery life to ensure data is transmitted accurately**

**Independently tested to match OE protocols for precise form, fit and function – including LOCSYNC, PAL, POD, and WAL advanced TPMS technologies**

**Works on both domestic and import applications with 314.9MHz - 434MHz TPMS systems**



**ECHLIN®**

**LOOKS RIGHT. FITS RIGHT. PERFORMS RIGHT.**

**NAPAEchlin.com**