

ADAS COMPONENTS

750+ Parts



Blind Spot Detection Sensors



Cruise Control Distance Sensors




Lane Departure System Cameras



Park Assist Sensors



Steering Angle Sensors



Park Assist Cameras

NAPA ECHLIN® CONNECTOR ASSORTMENTS

New Kits to Keep You Connected

Park Assist Sensor Connector Assortment

Features five of the most popular Connectors for Park Assist Sensors – includes coverage for late-model import and domestic vehicles.



EMPK13

Part #	Qty	Makes
EC913	8	Toyota
EC995	16	Chrysler, Ford, GM
EC2172	16	Chrysler, Ford, GM
EC2219	8	Audi, Chrysler, Ford, Volkswagen, Volvo
EC2293	16	BMW, Ford, GM

Electrical Connector Assortment

16 Top Wire Pigtail and Socket Numbers – includes coverage for late-model import and domestic vehicles.



EMPK15

Part #	Qty	Description	Part #	Qty	Description
2-18545	1	Multiple Sensors, VVT Solenoid, Fuel Injector, IAC, Canister Purge Solenoid Connector, Various Makes	EC397	1	Blower Motor Resistor, Power Window, Door, Seat Connector, GM
EC4	1	Blower Motor Resistor Connector, Ford	EC1611	1	Back Up, Side Marker, License Plate Socket, Ford
EC23	1	4 or 5 Pin Relay Connector, Various Makes	LS6235	1	Headlight Connector, Various Makes
EC111	1	Multiple Sensors, Throttle Body Connector, Various Makes	LS6494	1	Headlight, Four Wheel Drive Actuator Connector, Various Makes
EC230	1	Stop, Turn, Taillight Socket, Chrysler	LS6533	1	Multiple Sensors, Headlight, Fog Light, Turn Signal Socket, Various Makes
EC259	1	Cam, Crank, Coil, Canister Purge Connector, Ford	LS6584	1	Stop, Turn, Taillight Socket, Ford
EC264	1	Multiple Sensors, Canister Vent Solenoid, Fuel Injector Connector, Various Makes	LS6589	1	Stop, Turn, Taillight Socket, Ford
EC277	1	Headlight Connector, Various Makes	TSC200	1	Switch/Sensor Connector, Various Makes



ECHLIN®

COLLISION REPAIR PROGRAM



8,000+ COLLISION REPAIR PARTS

For over 100 years, NAPA Echlin® has been providing technicians with the highest-quality, best-performing automotive replacement parts. Now, NAPA Echlin® brings their expertise to collision repair products. Today's collision repair parts don't just have to fit, they have to function correctly with electronic vehicle safety systems. Precision manufacturing, validation and on-vehicle testing make NAPA Echlin® the right choice when you want to correctly restore the performance of your customer's vehicle.




NAPAECHLIN.COM

NE11615

LOOKS RIGHT. FITS RIGHT. PERFORMS RIGHT.

UNDERHOOD & CABIN COMPONENTS

1,900+ Parts



Airbag Clock Springs



Charge Air Coolers



Center High Mount Stoplight Assemblies




Headlight Level Sensors



Hi-Temp Headlight Connectors



HID Headlight Ballasts



Active Grille Shutters



Combination Switches

ACTUATORS & SENSORS

5,000+ Parts



ABS Sensors



TPMS Sensors




Ambient Air Temp Sensors




Vehicle Speed Sensors




Ride Height Sensors




Trunk Lock Actuators



Liftgate Actuators




Door Lock Actuators




Hood Latches & Actuators

CONNECTORS


400+ Parts




Steering Angle Sensor Connectors



Combination Switch Connectors




Park Assist Sensor Connectors




Blind Spot Detection Sensor Connectors




Cruise Control Distance Sensor Connectors



Park Assist & Lane Departure Camera Connectors




Active Grille Shutter Connectors



Ambient Air Temp Sensor Connectors




Door Lock Actuator Connectors




Center High Mount Stop Light Connectors




Airbag Clock Spring Connectors



ABS Sensor Connectors



Vehicle Speed Sensor Connectors



Hood Latch & Actuator Connectors



Trunk Latch & Actuator Connectors



Liftgate Actuator Connectors

